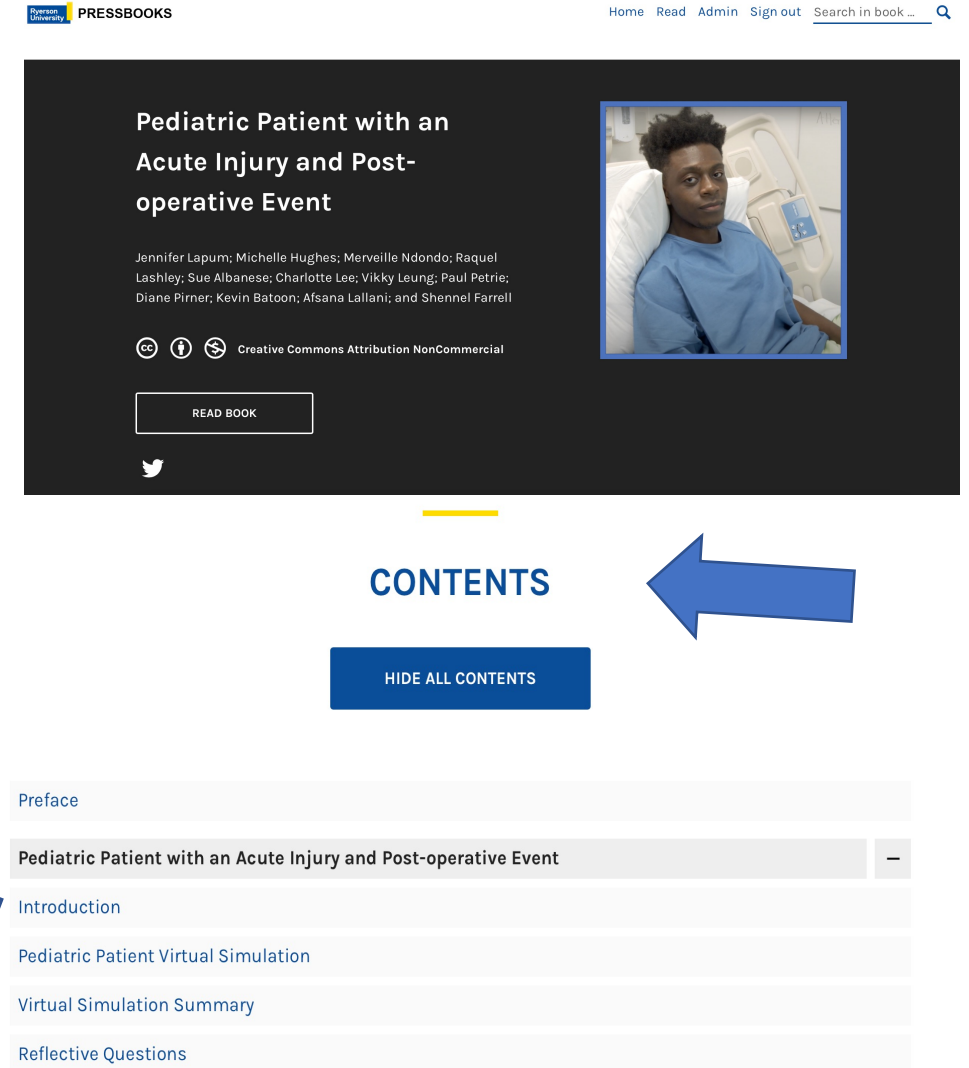


How to Play the Virtual Gaming Simulation (VGS):

- When you click on the VGS link: <https://pressbooks.library.ryerson.ca/pediatricvgs/> It will bring you to the main menu.
- When you scroll down the main page, you will see the Contents of the game.
- Then click on Introduction to learn about the focus of the game and how to play.



The screenshot shows the Pressbooks website interface. At the top, there is a navigation bar with the Pressbooks logo, the text 'PRESSBOOKS', and links for 'Home', 'Read', 'Admin', 'Sign out', and a search bar. The main content area features a book cover for 'Pediatric Patient with an Acute Injury and Post-operative Event'. The cover includes the authors' names: Jennifer Lapum, Michelle Hughes, Merveille Ndong, Raquel Lashley, Sue Albanese, Charlotte Lee, Vikky Leung, Paul Petrie, Diane Pirner, Kevin Batoon, Afsana Lallani, and Shennel Farrell. Below the authors' names are Creative Commons Attribution NonCommercial icons and a 'READ BOOK' button. To the right of the text is a photograph of a young person in a hospital bed. Below the book cover, there is a 'CONTENTS' section with a 'HIDE ALL CONTENTS' button. A blue arrow points from the 'CONTENTS' text to the 'HIDE ALL CONTENTS' button. Below this, a table of contents is displayed with the following items: Preface, Pediatric Patient with an Acute Injury and Post-operative Event (highlighted with a blue arrow), Introduction, Pediatric Patient Virtual Simulation, Virtual Simulation Summary, and Reflective Questions. Another blue arrow points from the text 'Then click on Introduction to learn about the focus of the game and how to play.' to the 'Introduction' item in the table of contents.

PRESSBOOKS Home Read Admin Sign out Search in book ...

Pediatric Patient with an Acute Injury and Post-operative Event

Jennifer Lapum; Michelle Hughes; Merveille Ndong; Raquel Lashley; Sue Albanese; Charlotte Lee; Vikky Leung; Paul Petrie; Diane Pirner; Kevin Batoon; Afsana Lallani; and Shennel Farrell

CC BY-NC Creative Commons Attribution NonCommercial

READ BOOK

CONTENTS

HIDE ALL CONTENTS

Preface

Pediatric Patient with an Acute Injury and Post-operative Event

Introduction

Pediatric Patient Virtual Simulation

Virtual Simulation Summary

Reflective Questions

After reading the Introduction, click on 'Next: Pediatric Patient Virtual Simulation' in the lower right corner

That will bring you to the Pediatric Patient Virtual Simulation page.

This virtual gaming simulation is focused on performing an assessment of a pediatric patient who is post-op day four on the surgical floor. You play the role of the nurse in the game.

You will be asked questions, and you will need to choose the next best nursing action to be taken. When you choose correctly, the video will continue to play on to the next decision point. If you choose the incorrect or not the best answer, you will receive feedback asking you to reflect on the answer you chose. You will be given another chance to select the correct answer.

We encourage you to take detailed notes of your assessment findings. These notes will help you determine your priority actions.

For the best experience while playing the game, it is recommended that you have access to high-speed internet, and Google Chrome or Firefox as a web browser, to help avoid delays. You will be able to pause the game when needed to allow yourself time to review the collected data.

Now you're ready to play the virtual simulation!

Click 'Next: Pediatric Patient Virtual Game' on the bar in the bottom right corner to get to the next page.

On the 'Pediatric Patient Virtual Game' page, you will have a choice to play the game with or without closed captioning.

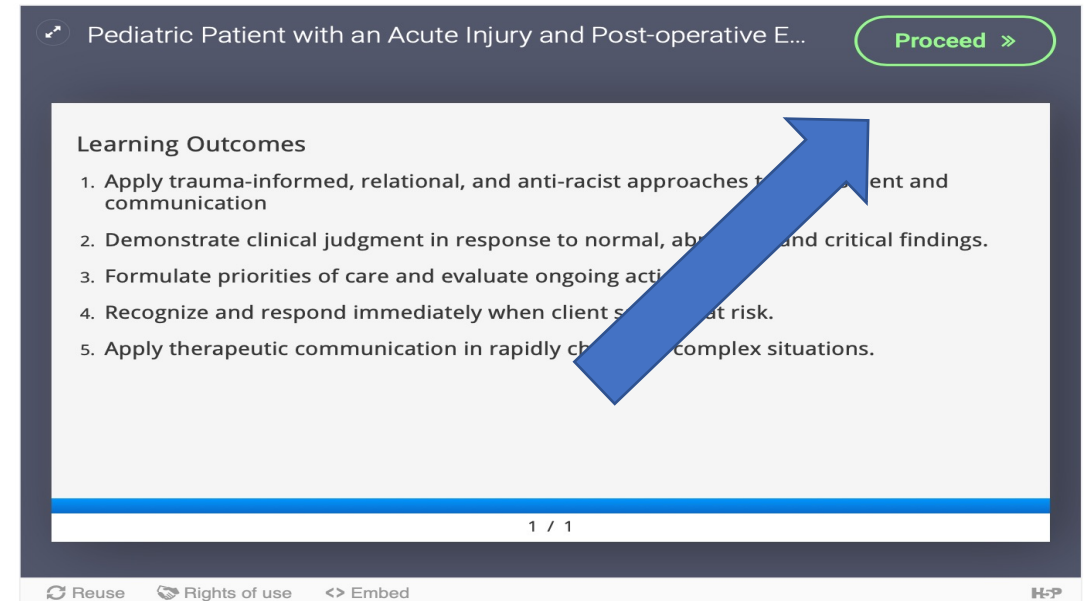
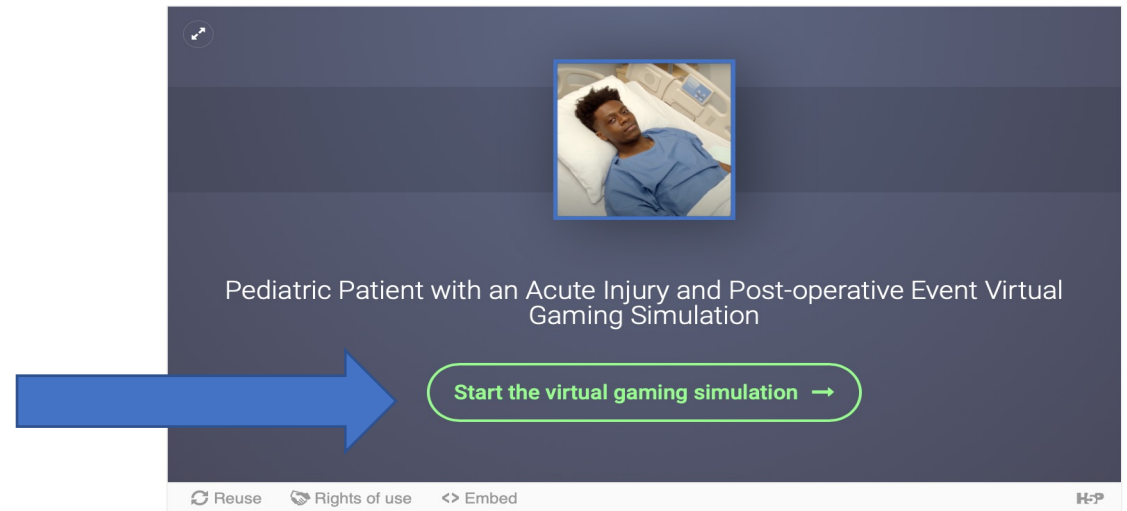


Now you are ready to play the virtual gaming simulation!

Once you click “Start the virtual gaming simulation”, it will bring you to the Learning Outcomes slide.

After you read the Learning Outcomes click “Proceed” in the upper right hand corner to bring you to the introduction of the virtual simulation scenario.

Pediatric Patient Virtual Simulation



On the Introduction slide, you will learn about your patient Adedayo Abubakar-Peterson. After you read and document the client's data, click on "Proceed"

This will bring you to the opening video.

Pediatric Patient with an Acute Injury and Post-operative E... [Proceed »](#)

Introduction


Adedayo Abubakar-Peterson, 17 year old patient had a surgical repair of a lacerated liver (grade 3) from a sports injury (skateboard). Patient has a history of idiopathic juvenile arthritis and clinical depression, and is being followed long-term by the children's hospital.

You are Franco Pensieri, a RN on the surgical floor. Today is post-op day 4. The patient is on continuous monitoring of ECG, O2 monitoring with BP q2h. Peripheral IV insitu right hand, 1 Litre of 5% Dextrose and 0.9% saline, IV pump with rate at 50 mL/hr, Foley, dry surgical dressing.

1 / 1



Pediatric Patient with an Acute Injury and Post-operative E... [Proceed »](#)

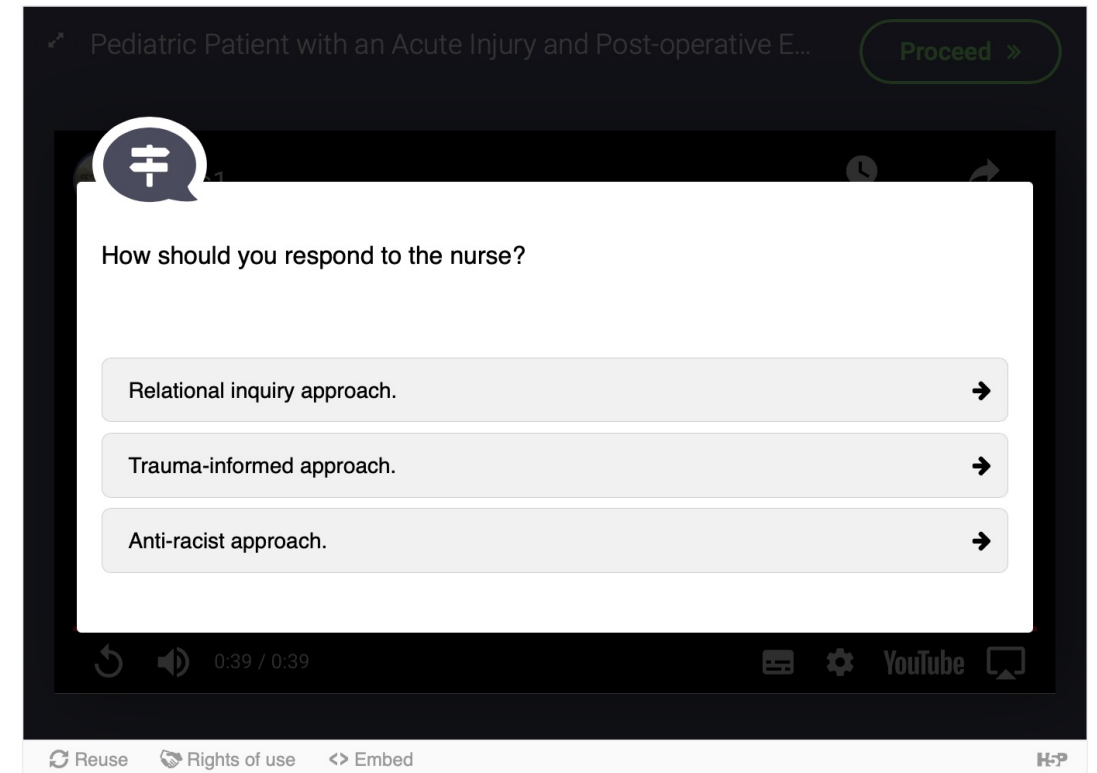


Reuse Rights of use Embed H-P

After the video, you will be asked your first question.

If you choose the best nursing action, the video will continue to play on to the next decision point.

If you choose the incorrect or not the best answer, you will receive feedback asking you to reflect on the answer you chose. You will be given another chance to select the correct answer.



The screenshot shows a video player interface with a dark background. At the top, the video title is partially visible: "Pediatric Patient with an Acute Injury and Post-operative E...". A green "Proceed >" button is in the top right corner. The video content area displays a white text box with a question: "How should you respond to the nurse?". Below the question are three selectable options, each in a light gray box with a right-pointing arrow:

- Relational inquiry approach.
- Trauma-informed approach.
- Anti-racist approach.


At the bottom of the video player, there is a progress bar showing "0:39 / 0:39" and various control icons (play, volume, settings, YouTube logo, and a share icon). Below the video player, there is a white bar with "Reuse", "Rights of use", and "Embed" options, and a small "H-P" icon in the bottom right corner.

Key Points to Remember

- Remember to keep the VGS confidential, until your peers have had an opportunity to play the game for themselves.
- Remember the characters in the virtual simulation are fictional. The patient's injury and experience is not real.
- Everything about the virtual simulation is fictional.

After you complete the virtual simulation, remember to answer the reflective questions (also known as a self debrief).

The self debrief questions will assist you to assess your knowledge and reflect on your areas of strength and areas that require further development.



CONTENTS

[HIDE ALL CONTENTS](#)

Preface	
Pediatric Patient with an Acute Injury and Post-operative Event	—
Introduction	
Pediatric Patient Virtual Simulation	
Virtual Simulation Summary	
Reflective Questions	

Reflective Questions

Instructions: In the virtual simulation, you assumed the role of the registered nurse in a hospital on a surgical unit. The following is a series of questions to guide your reflection on your simulation experience. The questions will help you express your reactions, analyze issues, reflect on your performance, and make connections to future clinical practice.

There are 7 questions to be answered. It will take you up to 60 minutes to complete the questions.

1. What was your emotional experience like while participating in this simulation?
2. What did you learn about an anti-racist approach to a nursing assessment?
3. What did you learn about assessing a pediatric patient, clinical deterioration, and hypovolemic shock?
4. How do you incorporate family members/care partners into the care of a pediatric patient?
5. Not everyone works their way through this scenario perfectly. What can you